

SMD Power Inductor

Fixed Inductor for Surface Mounting

SPH2012-10NN Series

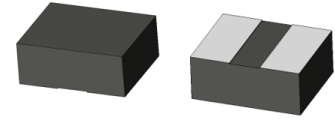
Construction

- alloy powder
- Shielded construction



Features

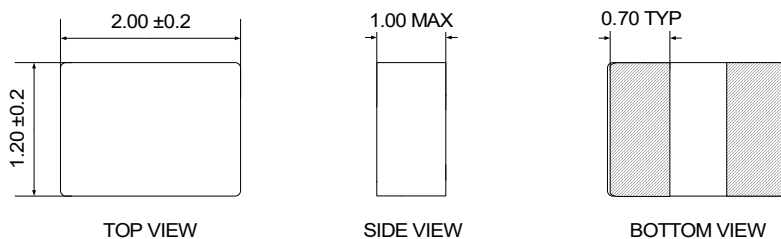
- Qualified to AEC-Q200
- Operating temperature -40 ~ +125°C (Including self temperature)
- Solder reflow temperature 260°C peak
- Low buzz noise
- High saturation current
- Suitable for lead-free reflow soldering



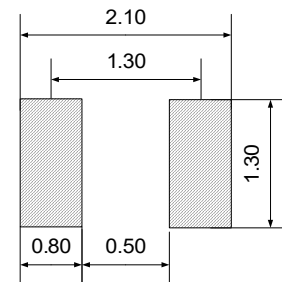
Applications

- Automotive / Noise filtering and filter chokes
- DC/DC converters
- Portable gaming devices / personal navigation systems
- multimedia devices
- Portable and devices

Dimensions (Unit:mm)



Recommended Land Pattern (Unit:mm)



Electrical Characteristics

Ordering code	Inductance(uH)	DCR(mΩ,MAX)	Isat*1(A,TYP)	Isat*1(A,MAX)	Irms*2(A,TYP)	Irms*2(A,MAX)
SPH2012-R10M-10NN	0.10±20%	13.0	8.50	8.00	7.50	7.00
SPH2012-R22M-10NN	0.22±20%	22.0	7.30	6.80	7.10	6.50
SPH2012-R24M-10NN	0.24±20%	23.0	7.20	6.70	7.00	6.40
SPH2012-R33M-10NN	0.33±20%	32.0	6.50	6.00	5.50	5.00
SPH2012-R47M-10NN	0.47±20%	36.0	5.50	5.00	4.70	4.30

※Test Equipment

*Inductance : MICROTTEST 6632 (1MHz, 1.0V)

*DCR Meter : ABM3245 (20mΩ~2MΩ)

*Bias Current : MICROTTEST 6632 + 6240

*Specifications subject to change without notice. Please check our website for latest information.

*Notes

*1.Isat : DC current (A) that will cause L0 to drop approximately 30%

*2.Irms : DC current (A) that will cause an approximate ΔT of 40°C

Revised 01/02/25

SMD Power Inductor

Fixed Inductor for Surface Mounting

SPH2012-10NN Series

Electrical Characteristics

Ordering code	Inductance(uH)	DCR(mΩ,MAX)	Isat*1(A,TYP)	Isat*1(A,MAX)	Irms*2(A,TYP)	Irms*2(A,MAX)
SPH2012-R68M-10NN	0.68±20%	43.0	5.50	5.00	4.70	4.30
SPH2012-1R0M-10NN	1.00±20%	63.0	4.00	3.50	3.90	3.50
SPH2012-1R5M-10NN	1.50±20%	85.0	3.20	2.70	3.10	2.60
SPH2012-2R2M-10NN	2.20±20%	150.0	2.70	2.40	2.00	1.70
SPH2012-3R3M-10NN	3.30±20%	260.0	2.20	1.80	1.80	1.50
SPH2012-4R7M-10NN	4.70±20%	300.0	1.80	1.60	1.60	1.40
SPH2012-6R8M-10NN	6.80±20%	520.0	1.45	1.20	1.50	1.30
SPH2012-100M-10NN	10.0±20%	660.0	1.20	1.00	1.10	1.00

※Test Equipment

*Inductance : MICROTTEST 6632 (1MHz, 1.0V)

*DCR Meter : ABM3245 (20mΩ~2MΩ)

*Bias Current : MICROTTEST 6632 + 6240

*Specifications subject to change without notice. Please check our website for latest information.

*Notes

*1.Isat : DC current (A) that will cause L0 to drop approximately 30%

*2.Irms : DC current (A) that will cause an approximate ΔT of 40°C

Revised 01/02/25