

# SMD Power Inductor

## Fixed Inductor for Surface Mounting

## SPE201610 Series

### Construction

- SMD Magnetic-resin shielded type



### Features

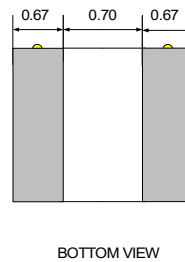
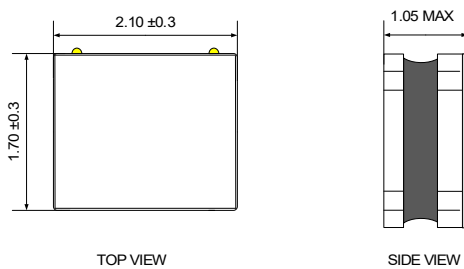
- Qualified to AEC-Q200
- Operating temperature -50 ~ +155°C (Including self temperature)
- Solder reflow temperature 260°C peak
- Suitable for lead-free reflow soldering
- Available on tape and reel for automatic insertion



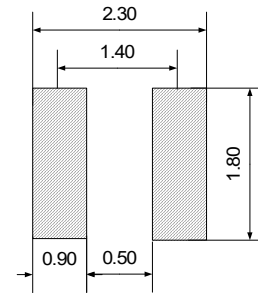
### Applications

- Automotive / PDA / Notebook systems
- DC/DC converters
- Portable gaming devices, personal navigation systems, personal multimedia devices

### Dimensions (Unit:mm)



### Recommended Land Pattern (Unit:mm)



### Electrical Characteristics

Ordering code	Inductance(uH)	DCR(mΩ,MAX)	DCR(mΩ,TYP)	Isat*1(A,TYP)	Irms*2(A,TYP)	Marking
SPE201610-R47N	0.47±30%	53.0	41.0	2.70	2.16	-
SPE201610-R68N	0.68±30%	82.0	66.0	2.00	1.60	-
SPE201610-1R0M	1.00±20%	115.0	90.0	1.90	1.50	-
SPE201610-1R5M	1.50±20%	156.0	137.0	1.70	1.36	-
SPE201610-2R2M	2.20±20%	174.0	155.0	1.26	1.01	-

#### ※Test Equipment

\*Inductance : Agilent 4284A (1MHz, 0.1V)

\*DCR Meter : ABM3245 (20mΩ~2MΩ)

\*Bias Current : Agilent 4284A + Agilent 42841A

\*Specifications subject to change without notice. Please check our website for latest information.

#### \*Notes

\*1.Isat : DC current (A) that will cause L0 to drop approximately 30%

\*2.Irms : DC current (A) that will cause an approximate ΔT of 40°C

Revised 01/02/25

**SMD Power Inductor**

Fixed Inductor for Surface Mounting

SPE201610 Series

## Electrical Characteristics

Ordering code	Inductance(uH)	DCR(mΩ,MAX)	DCR(mΩ,TYP)	Isat*1(A,TYP)	Irms*2(A,TYP)	Marking
SPE201610-3R3M	3.30±20%	294.0	240.0	1.05	0.84	-
SPE201610-4R7M	4.70±20%	432.0	340.0	0.85	0.68	-
SPE201610-6R8M	6.80±20%	620.0	575.0	0.72	0.58	-
SPE201610-100M	10.0±20%	864.0	730.0	0.60	0.48	-
SPE201610-150M	15.0±20%	1,68Ω	1,30Ω	0.55	0.39	-
SPE201610-180M	18.0±20%	1,70Ω	1,36Ω	0.40	0.32	-
SPE201610-220M	22.0±20%	2,00Ω	1,55Ω	0.38	0.30	-

**※Test Equipment**

\*Inductance : Agilent 4284A (1MHz, 0.1V)

\*DCR Meter : ABM3245 (20mΩ~2MΩ)

\*Bias Current : Agilent 4284A + Agilent 42841A

\*Specifications subject to change without notice. Please check our website for latest information.

**\*Notes**

\*1.Isat : DC current (A) that will cause L0 to drop approximately 30%

\*2.Irms : DC current (A) that will cause an approximate ΔT of 40°C

Revised 01/02/25